

Current Evidence: Setting up Email Alerts

DynaMed

Evidence-based, point of care tool for step-by-step guidance on diagnosis, prognosis, prevention and treatment of health conditions.

The Email Alert Service sends you new content when the topic you follow is updated.

What do I need?

- NHS OpenAthens account (see Library Website), **then**
- DynaMed account (see <https://www.dynamed.com/>).

(1) Access DynaMed with the link above, or go to the Library Website: <http://www.hantshealthcarelibrary.nhs.uk/>

(2) Log in.

(3) Search for a topic.

DynaMed

Specialties ▾ Drugs A-Z Drug Interactions Calculators About Mobile

Filter: ESU

CONFIDENCE IN PRACTICE

English ▾ Night Terrors

(4) Click the 'Follow' (plus) **+** button (colour darkens).

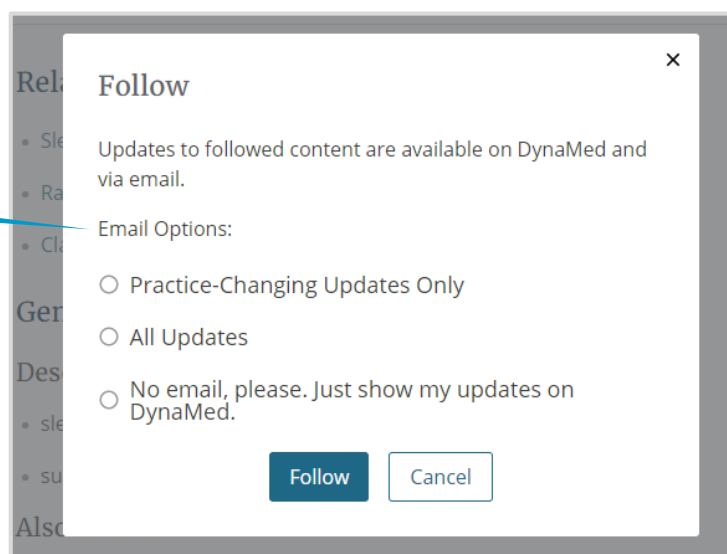
Night Terrors

TOPIC UPDATES

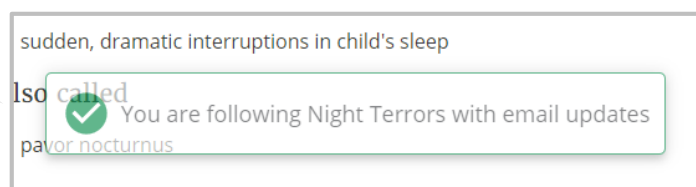
Print Follow Email

This pop-up box appears:


(5) Make a selection.
Click 'Follow'.



A message appears confirming your choice of update.



For quick access, the home screen shows 'Recent Updates' (i.e. links to **updates** for the topics you have chosen to follow), and 'Followed' (i.e. a list of links to **topics** you have set alerts for).



To stop receiving updates at any time, click on the 'Follow' (plus) button again (colour lightens).

- DynaMed is accessible to staff of Hampshire Hospitals NHS Foundation Trust (HHFT) only.
- To set up an email alert, you must be logged in to both your NHS OpenAthens account, and your DynaMed personal account.
- Email alerts can only be set up from a topic screen (i.e. where ⊕ appears).